



澳太机械制造有限公司
AOTAI MACHINE MANUFACTURING CO.,LTD.

Copyright © 2021 Aotai Machine Manufacturing Co.,Ltd




STATIONARY PIPE MACHINE

管道预制关键设备

Aotai Machine Manufacturing Co.,Ltd.
Add:No.4238,Binhai Third Avenue,Binhai Industry
Area,Wenzhou,325025,China.
Tel:0086-577-86830918 / 86808798
Fax:0086-577-86821773
Web: www.zjaotai.com, www.zjaotai.cn
E-mail: sales@wzaotai.com

澳太机械制造有限公司
地址: 中国.温州经济技术开发区滨海园区十路三道4238号
电话: 0086-577-86829982 / 86817214
传真: 0577- 86821773
网址: www.zjaotai.com, www.zjaotai.cn
邮箱: sales@wzaotai.com



CNP HIGH SPEED PIPE CUTTING AND BEVELING MACHINE

CNP数控式高速管道切割坡口一体机

产品简介 / Overview

CNP系列数控式高速管道切割坡口一体机，是针对管道批量预制加工研发的切割坡口一体机，是一台高端的高效型管道切割坡口数控加工中心。采用澳太自主研发的数控系统，伺服电机驱动，双液压夹紧系统，自动对中，可对各种等级的碳钢、不锈钢、合金钢管进行定长切割，管端坡口等管道预制加工。其加工速度快，精度高，坡口质量好，易于操控，适用于石油、化工、天然气、核电等行业管道切割加工。可选配管道自动定长系统，也可与物流系统组合，便于形成高效的流水线作业，是各种管道预制加工的关键设备。

AOTAI CNP High speed pipe cutting and beveling machine is a kind of efficient pipe cutting and beveling prefabrication CNC machine. designed to cut, bevel, single point on the pipe with high speed. considerable heavy wall and for any type of material. Adopt servo motor drive, with AOTAI CNC system, double hydraulic clamping system, self-centering system. and pipe length setting system and pipe conveying system are optional. This series machine advantage with high speed, high precision, high quality of cutting, easy to control. it is the key equipment for all kinds of pipe prefabrication. suitable for cutting and processing pipe of oil, chemical, natural gas, nuclear power and other industry.



产品特点 / Features

- 1、完全的冷切割方式，不改变管子材质
- 2、高速切割加工，加工类型和切削速度由程序控制
- 3、中空式双向液压夹紧系统，自动对中，自动夹紧
- 4、内置循环水冷系统，提高刀具和机床的使用寿命
- 5、首次对刀，后续可自动记忆刀具位置，轻松设置刀补
- 6、进刀系统采用独立伺服电机驱动，实现联动或独立进退刀
- 7、同时切割和坡口，也可单切断，单坡口，或切断同时双面坡口
- 8、可加工的切割坡口形式：U型，V型，J型以及双V型和复合型
- 9、独创数控系统，填充式人机对话，参数预设，让一切变得更简单
- 10、自带升降系统，完美适应不同直径的管道在同一物流线上使用

- 4 models are available in pipe OD:50-914mm
- Cold cutting, don't influence the pipe's material
- High speed cutting, feeding control by program
- Machine up/down design, and control by program
- Exclusive CNC system, make everything become easier.
- Built-in water-cooling systems, increasing the life of machine and tools.
- Both front and back hydraulic clamping system, self-centering, precision solid.
- Variety of beveling shape: "U", "V", "J", double "V", compound bevels.
- Cutting and beveling, and can be used for cutting, beveling, double beveling.
- Independent servo motor driven, can realize feed and retract with correlation, differential, independent.

技术参数 / Specification


型号 Model	加工范围 Working Range	加工壁厚 Wall Thickness		刀盘转速 Rotating rpm	功率 kw Motor Power			
	OD mm	单刀 Single mm	多刀 Multi mm		主轴 Cutting	夹紧 Clamping	升降 Up/down	进刀 Feeding
CNP-320	50-325	4-25	50	0-50	5.5	1.5	0.55	2.0
CNP-450	130-450	5-25	50	0-42	7.5	1.5	0.55	2.0
CNP-610	323-610	5-25	50	0-35	11	1.5	1.5	2.0
CNP-914	610-914	6-25	50	0-25	11	1.5	2.0	3.0

非标参数可按用户要求设计制造 Above parameters just for reference only, not acceptance criteria

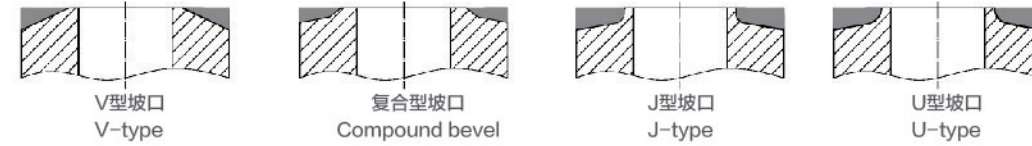
电源要求: 380V,50-60Hz,3P
刀塔数量: 2刀位或4刀位
Power requirement: 380V,50-60Hz,3P
Tool post quantity: 2 or 4

升降行程: 200mm
坡口角度误差: ±0.5
Up/down travel: 200mm
Angle deviation: ±0.5

最短下料尺寸: 300mm
垂直度误差: ±0.5mm/300mm (OD)
Pipe length limit: 300mm
Vertical deviation: ±0.5mm @300mm (OD)



坡口类型 / Beveling Shape




坡口类型及坡口角度，以及加工管道材质，请订购前申明 Other beveling shape, angle and pipe material, please declare before order

刀具 / Tooling

为了满足加工现场的各种要求，我们有丰富的刀具种类可供选择，更可以按照客户需求订制不同角度，不同尺寸的刀具。

Options of form type and insert type tools
Available for cutting all thickness and material of pipe and beveling at any required angle.



成型刀具

材质: M42和 M35

种类: 切断刀, 坡口刀, 双面坡口刀, 复合坡口刀, 内坡口刀
角度: 0度, 30度, 37.5度 (标配); 双面30度, 37.5+10度 (选配)

Form Type

Material: M42 or M35

Kinds: Cut off, beveling, Double beveling, Compound beveling

Angle: 0°, 30°, 37.5°, double 30° /37.5°, 37.5° +10°



嵌入式刀具

刀柄材质: 40Cr

刀片材质: 硬质合金

种类: 切断刀, 坡口刀, 双面坡口刀, 复合坡口刀
角度: 0度, 30度, 37.5度, 双面30度, 37.5+10度

Insert Type

Material: Tool holder:40Cr; Insert: CSS or Carbide

Kinds: Cut off, beveling, Double beveling, Compound beveling

Angle: 0°, 30°, 37.5°, double 30° /37.5°, 37.5° +10°

物流系统 / Option Pipe Conveyor

按需定制配套物流系统，一切从满足用户需求出发。自动进给或手动进给可选，辊架长度和尺寸大小按需定制。

Customizable size and option the automatic or manual feeding.

Optional pipe conveyor and automatic length setting systems, be formulated with

highly efficient logistics system, and form pipe cutting and beveling prefabricated production line



管道进料输送系统
Front pipe conveyor



管道出料输送系统
Back pipe conveyor



管道定长输送系统
Length setting system



管道换向输送系统
Exchange system

CND STATIONARY PIPE CUTTING AND BEVELING MACHINE

CND数控式管子切割坡口机

产品简介 / Overview

CND系列数控式管道切割坡口机，针对管道批量预制加工研发的切割坡口一体机，是一台实用的实用型管道切割坡口加工数控机床。采用大功率变频电机驱动，PLC数控系统控制，电动夹紧，自动对中，自动进退刀，主机可升降。适用于碳钢、不锈钢、合金钢等多种材质管子的U、V、J、Y等多种坡口形式的加工。其加工速度快，精度高，坡口质量好，操作简单，可选配管道定长，管道输送等物流系统，形成管道预制加工生产线。

CND Stationary pipe cutting and beveling machine is a practical and durable pipe cutting beveling machine. It was developed cutting and beveling for pipe prefabrication. Adopt variable frequency motor drive, electric clamping system, self-centering system, automatic feeding, electric up-down system. It is suitable for the processing of U, V, J, Y and beveling shape of carbon steel, stainless steel and alloy steel pipes. Pipe length setting system and pipe conveying system are optional. Advantage with high speed, high precision, high quality of cutting, easy to control. It is the key equipment for all kinds of pipe prefabrication. Suitable for cutting and processing pipe of oil, chemical, natural gas, nuclear power and other industry.



产品特点 / Features

- 1、完全的冷切割方式，不改变管子材质
- 2、PLC控制系统，触屏操控，操作更简单、便捷；
- 3、抱紧式电动夹紧系统，自动对中，自动夹紧；
- 4、伺服进给，自动进退刀；
- 5、内置循环水冷系统，提高刀具和机床的使用寿命；
- 6、可加工的切割坡口形式：U型，V型，J型以及双V型和复合型；
- 7、一次装夹，同时切割和坡口，也可单切断，单坡口，或切断同时双面坡口
- 8、自带升降系统，完美适应不同直径的管道在同一物流线上使用

- 5 models are available in pipe OD:30-914mm
- Cold cutting, don't influence the pipe's material
- PLC control system, Touch-screen controller
- Electric clamping system, self-centering, precision solid
- Automatic feeding by program
- Water cooling systems, increasing the life of machine and tools.
- Variety of beveling shape: "U", "V", "J", double "V", compound bevels.
- Cutting and beveling, and can be used for cutting, beveling, double beveling.
- Machine up/down design, perfectly adapted to different diameter in the same pipe conveyor

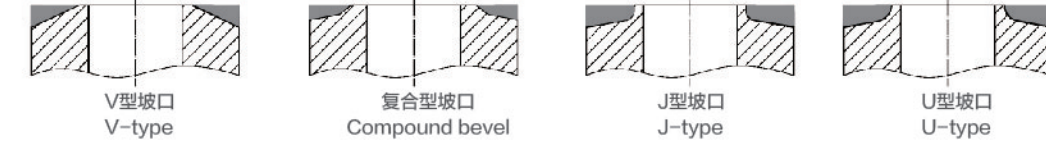
技术参数 / Specification

型号 Model	加工范围 Range	加工壁厚 Thickness	刀盘转速 Rotating	功率 kw Motor Power			
	OD mm	mm	rpm	主轴 Cutting	夹紧 Clamping	升降 Up/down	进刀 Feeding
CND-168	30-168	3-30	0-60	3.0	0.75	0.75	0.75
CND-325	50-325	5-30	0-45	4.0	0.75	0.75	0.75
CND-508	273-508	6-30	0-30	7.5	0.75	1.5	0.75
CND-610	325-610	6-30	0-20	11	0.75	1.5	0.75
CND-914	610-914	6-30	0-15	11	0.75	1.5	0.75

非标参数可按用户要求设计制造 Above parameters just for reference only, not acceptance criteria

电源要求: 380V,50-60Hz,3P 升降行程: 300mm Power requirement: 380V,50-60Hz,3P Up/down travel:300mm
 最短下料尺寸: 200mm 进刀方式: 自动进刀 Pipe length limit:200mm Tool post quantity: 2 or 4
 退刀方式: 自动退刀 刀位数量: 2刀位或4刀位 Angle deviation: ±0.5 Tool feeding: Automatic by program
 坡口角度误差: ±0.5 Tool retract: Automatic by program

坡口类型 / Beveling Shape



坡口类型及坡口角度，以及加工管道材质，请订购前申明 Other beveling shape, angle and pipe material, please declare before order

刀具 / Tooling

为了满足加工现场的各种要求，我们有丰富的刀具种类可供选择，更可以按照客户需求订制不同角度，不同尺寸的刀具。

Options of form type and insert type tools Available for cutting all thickness and material of pipe and beveling at any required angle.



成型刀具

材质: M42和 M35

种类: 切断刀, 坡口刀, 双面坡口刀, 复合坡口刀, 内坡口刀
 角度: 0度, 30度, 37.5度 (标配); 双面30度, 37.5+10度 (选配)

Form Type

Material: M42 or M35

Kinds: Cut off, beveling, Double beveling, Compound beveling
 Angle: 0°, 30°, 37.5°, double 30° /37.5°, 37.5° +10°



嵌入式刀具

刀柄材质: 40Cr

刀片材质: 硬质合金

种类: 切断刀, 坡口刀, 双面坡口刀, 复合坡口刀
 角度: 0度, 30度, 37.5度, 双面30度, 37.5+10度

Insert Type

Material: Tool holder:40Cr; Insert: CSS or Carbide

Kinds: Cut off, beveling, Double beveling, Compound beveling
 Angle: 0°, 30°, 37.5°, double 30° /37.5°, 37.5° +10°

物流系统 / Option Pipe Conveyor

按需定制配套物流系统，一切从满足用户需求出发。自动进给或手动进给可选，辊架长度和尺寸大小按需定制。


Customizable size and option the automatic or manual feeding.

Optional pipe conveyor and automatic length setting systems, be formulated with

highly efficient logistics system, and form pipe cutting and beveling prefabricated production line



管道进料输送系统
Front pipe conveyor



管道出料输送系统
Back pipe conveyor



管道定长输送系统
Length setting system



管道换向输送系统
Exchange system

OCM STATIONARY PIPE CUTTING AND BEVELING MACHINE

OCM固定式管子切割坡口机

产品简介 / Overview

OCM系列固定式管道切割坡口机，针对管道批量预制加工研发的切割坡口一体机，是一台实用的耐用型管道切割坡口加工机床。采用大功率变频电机驱动，电动夹紧系统，自动对中，主机可升降。适用于碳钢、不锈钢、合金钢等多种材质管子的U、V、J、Y等多种坡口形式的加工。其加工速度快，精度高，坡口质量好，操作简单，可选配管道定长，管道输送等物流系统，形成管道预制加工生产线。

AOTAI OCM Stationary pipe cutting and beveling machine is a practical and durable pipe cutting beveling machine. It was developed cutting and beveling for pipe prefabrication. Adopt variable frequency motor drive, electric clamping system, self-centering system, electric up-down system. It is suitable for the processing of U, V, J, Y and beveling shape of carbon steel, stainless steel and alloy steel pipes. Pipe length setting system and pipe conveying system are optional. Advantage with high speed, high precision, high quality of cutting, easy to control. It is the key equipment for all kinds of pipe prefabrication. Suitable for cutting and processing pipe of oil, chemical, natural gas, nuclear power and other industry.



产品特点 / Features

- 1、完全的冷切割方式，不改变管子材质；
- 2、简易的机械按钮式操作，操作更简单、便捷；
- 3、抱紧式电动夹紧系统，自动对中，自动夹紧；
- 4、机械式自动进刀，手动退刀，操作简便；
- 5、内置循环水冷系统，提高刀具和机床的使用寿命；
- 6、可加工的切割坡口形式：U型，V型，J型以及双V型和复合型；
- 7、一次装夹，同时切割和坡口，也可单切断，单坡口，或切断同时双面坡口；
- 8、自带升降系统，完美适应不同直径的管道在同一物流线上使用；

- 5 models are available in pipe OD:30-914mm
- Cold cutting, don't influence the pipe's material
- Simple button-type controller, easy operation
- Electric clamping system, self-centering, precision solid
- Automatic feed and manual feed can be optional.
- Built-in water cooling systems, increasing the life of machine and tools.
- Variety of beveling shape: "U", "V", "J", double "V", compound bevels.
- Cutting and beveling, and can be used for cutting, beveling, double beveling.
- Machine up/down design, perfectly adapted to different diameter in the same pipe conveyer

技术参数 / Specification

型号 Model	加工范围 Range	加工壁厚 Thickness	刀盘转速 Rotating	功率 kw Motor Power			
	OD mm	mm	rpm	主轴 Cutting	夹紧 Clamping	升降 Up/down	进刀 Feeding
OCM-168	30-168	3-20	0-50	2.2	0.75	0.75	0.75
OCM-325	50-325	5-25	0-30	3.0	0.75	0.75	0.75
OCM-508	273-508	6-30	0-20	5.5	0.75	1.5	0.75
OCM-610	325-610	6-30	0-15	7.5	0.75	1.5	0.75
OCM-914	610-914	6-30	0-10	7.5	0.75	1.5	0.75

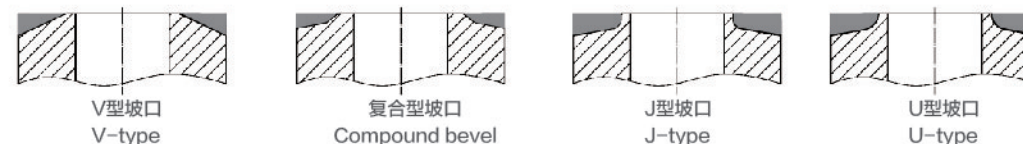
相关技术参数仅供参考，不作为最终交货标准 Above parameters just for reference only, not acceptance criteria

电源要求: 380V,50-60Hz,3P 升降行程: 300mm
进刀方式: 机械式自动进刀; 最短下料尺寸: 200mm
刀位数量: 2刀位或4刀位; 退刀方式: 手动退刀
垂直度误差: ±0.5mm/300mm (OD) 坡口角度误差: ±0.5

Power requirement: 380V,50-60Hz,3P Up/down travel:300mm
Tool post quantity.: 2 or 4 Pipe length limit:200mm
Tool Feeding: mechanical automatic Angle deviation: ±0.5
Vertical deviation: ±0.5mm @300mm (OD) Tool retract: Manual



坡口类型 / Beveling Shape




坡口类型及坡口角度，以及加工管道材质，请订购前申明 Other beveling shape, angle and pipe material, please declare before order

刀具 / Tooling

为了满足加工现场的各种要求，我们有丰富的刀具种类可供选择，更可以按照客户需求订制不同角度，不同尺寸的刀具。

Options of form type and insert type tools
Available for cutting all thickness and material of pipe and beveling at any required angle.



成型刀具

材质: M42和 M35

种类: 切断刀, 坡口刀, 双面坡口刀, 复合坡口刀, 内坡口刀
角度: 0度, 30度, 37.5度 (标配); 双面30度, 37.5+10度 (选配)

Form Type

Material: M42 or M35

Kinds: Cut off, beveling, Double beveling, Compound beveling

Angle: 0°, 30°, 37.5°, double 30°/37.5°, 37.5°+10°



嵌入式刀具

刀柄材质: 40Cr

刀片材质: 硬质合金

种类: 切断刀, 坡口刀, 双面坡口刀, 复合坡口刀
角度: 0度, 30度, 37.5度, 双面30度, 37.5+10度

Insert Type

Material: Tool holder:40Cr; Insert: CSS or Carbide

Kinds: Cut off, beveling, Double beveling, Compound beveling

Angle: 0°, 30°, 37.5°, double 30°/37.5°, 37.5°+10°

物流系统 / Option Pipe Conveyer

按需定制配套物流系统，一切从满足用户需求出发。自动进给或手动进给可选，辊架长度和尺寸大小按需定制。

Customizable size and option the automatic or manual feeding.

Optional pipe conveyer and automatic length setting systems, be formulated with

highly efficient logistics system, and form pipe cutting and beveling prefabricated production line



管道进料输送系统
Front pipe conveyer

管道出料输送系统
Back pipe conveyer

管道定长输送系统
Length setting system

管道换向输送系统
Exchange system

产品简介 / Overview

OSD/KSD可移动台式管道切割坡口机，针对中小批量管道预制加工研发的切割坡口一体机，是一台可移动式经济型管道切割坡口加工机床。既可以用于车间管道预制加工，也便于野外施工现场的管道切断坡口加工。主机可以固定在现场已有的操作台上，也可选配我司小车式可移动操作台，其设计新颖，功能强大，操作简便，应用十分广泛。是便携式和固定式管道切割坡口设备的功能和应用的完美结合，使得快速安装和快速高效切割而且可重复切割成为可能，选配其他附件，还可以变身为切管机或管道焊接设备。

OSD/KSD Portable-bench pipe cutting and beveling machine is a portable and bench machine. It was developed cutting and beveling for pipe prefabrication. The main machine can be fixed on the bench in workshop, and it also can be used to field cutting and beveling with option our car type bench. Adopt variable frequency motor or servo motor drive, self-centering clamping system. It is suitable for the processing of U, V, J, Y and beveling shape of carbon steel, stainless steel and alloy steel pipes. New design, easy to control, the cutting and beveling system can be changed to orbital cutting system or welding system. it will become a orbital pipe cutting machine or pipe welding machine.



产品特点 / Features

- 1、完全的冷切割方式，不改变管子材质
- 2、一次装夹，切割和坡口同时进行
- 3、多点同步夹紧，管道安装更高效
- 4、自动定心机械式夹紧系统，安装精度更高
- 5、自动进刀，转速可调
- 6、加工范围更广：管子直径从20mm到720mm，均可选型加工
- 7、可加工的切割坡口形式：U型，V型，J型以及双V型和复合型
- 8、一体式铸造机体，设备刚性和强度更优，使得高速切削成为可能
- 9、主机体与锯片式切管机适配，更换刀架和动力头即可变身为一台高效的切管机
- 10、选配管管焊枪及其他附件，可以形成一套位置自动管管焊设备
- 11、KSD数控式选配台达伺服电机，采用PLC控制系统操作，切割参数可预设

- 8 models are available in pipe OD:20-720mm
- Cold cutting, don't influence the pipe's material
- Self-centering clamping with multi point jaws
- Automatic feed and manual feed can be optioned
- one-piece body, makes it possible to high speed cutting
- Varity of beveling shape: "U", "V", "J", double "V", compound bevels
- Cutting and beveling, and can be used for cutting, beveling, double beveling
- Change the cutting and beveling system can be change to orbital pipe cutting system
- Change the cutting and beveling system can be change to pipe welding system
- KSD model driven by Servo motor, PLC control system, and with touch screen controller

技术参数 / Specification

型号规格 Model		加工范围 OD mm Working Range	坡口壁厚 mm	刀盘转速 rpm	电机功率 kw
电动式 Electric	数控式 NC				
OSD-120	KSD-120	Φ20~120	≤20	0-33	1.43
OSD-170	KSD-170	Φ35~170	≤30	0-23	1.43
OSD-220	KSD-220	Φ76~220	≤30	0-18	1.43
OSD-320	KSD-320	Φ168~320	≤30	0-14	1.43
OSD-420	KSD-420	Φ273~420	≤30	0-14	1.43
OSD-520	KSD-520	Φ377~520	≤30	0-13	2.0
OSD-620	KSD-620	Φ457~620	≤30	0-13	2.0
OSD-720	KSD-720	Φ559~720	≤30	0-13	2.0

非标参数可按用户要求设计制造 Above parameters just for reference only, not acceptance criteria

动力参数

1、普通电动式:

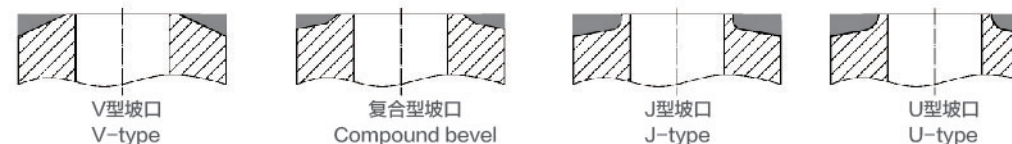
电源: 220V,50-60Hz,1P 功率: 1.43KW, 2.0KW
OSD Model:
Power requirement: 220V,50-60Hz,1P Power: 1.43KW or 2.0KW

2、数控式:

电源要求: 220V,50-60Hz,1P 功率: 2.0KW
KSD model: Servo motor, NC control
Power requirement: 220V,50-60Hz,1P Power: 2.0KW



坡口类型 / Beveling Shape




坡口类型及坡口角度，以及加工管道材质，请订购前申明 Other beveling shape, angle and pipe material, please declare before order

刀具 / Tooling

为了满足加工现场的各种要求，我们有丰富的刀具种类可供选择，更可以按照客户需求订制不同角度，不同尺寸的刀具。

Options of form type and insert type tools
Available for cutting all thickness and material of pipe and beveling at any required angle.



成型刀具

材质: M42和 M35
种类: 切断刀, 坡口刀, 双面坡口刀, 复合坡口刀, 内坡口刀
角度: 0度, 30度, 37.5度 (标配); 双面30度, 37.5+10度 (选配)

Form Type

Material: M42 or M35
Kinds: Cut off, beveling, Double beveling, Compound beveling
Angle: 0°, 30°, 37.5°, double 30° /37.5°, 37.5° +10°



嵌入式刀具

刀柄材质: 40Cr 刀片材质: 硬质合金
种类: 切断刀, 坡口刀, 双面坡口刀, 复合坡口刀
角度: 0度, 30度, 37.5度, 双面30度, 37.5+10度

Insert Type

Material: Tool holder:40Cr; Insert: CSS or Carbide
Kinds: Cut off, beveling, Double beveling, Compound beveling
Angle: 0°, 30°, 37.5°, double 30° /37.5°, 37.5° +10°

物流系统 / Option Pipe Conveyor

按需定制配套物流系统，一切从满足用户需求出发。自动进给或手动进给可选，辊架长度和尺寸大小按需定制。

Customizable size and option the automatic or manual feeding.

Optional pipe conveyor and automatic length setting systems, be formulated with highly efficient logistics system, and form pipe cutting and beveling prefabricated production line



管道进料输送系统
Front pipe conveyer

管道出料输送系统
Back pipe conveyer

管道定长输送系统
Length setting system

管道换向输送系统
Exchange system



HIGH SPEED PIPE BEVELING MACHINE
OCD固定式高速管子端面坡口机

产品简介 / Overview

本系列产品为固定式高速管子端面坡口机，是对管子端面进行快速坡口加工的一种专用机床。自动对中式液压夹紧，可编程式自动进刀，可选配电动升降装置，以适应不同直径规格的管道在同一管道滚架上使用，本产品适用于碳钢、不锈钢、合金钢等多种材质钢管的多种坡口形式的加工，坡口质量好，工作效率高，操作简单，适用于石油、化工、天然气、核电等行业管道批量快速加工，是管道预制加工的关键设备。

This series of beveling machine tools were developed aims at large quantities of pipe end beveling processing, It is new equipment of pipe prefabrication. Bevel pipe fast, auto-center hydraulic clamping system, can match main machine auto-up/down system to suit different diameter pipes to use, suitable for bevel processing of all kinds of carbon steels, stainless steels, alloy steels, etc. Can bevel different types of shape according to customer's requirement: U, V, J, Y, X, etc. excellent quality of beveling, efficient working, easy to operate.



产品特点 / Features

- 1、完全的冷切割方式，不改变管子材质；
- 2、高速切割，完成一道坡口只需20秒；
- 3、成型坡口刀，让坡口加工更简单，更精准；
- 4、4刀位设计，可适应更多加工工况；
- 5、5个型号，加工范围：外径25.4-1220mm
- 6、超高效率，适合大批量管道坡口加工；
- 7、液压式自动对中夹紧，双V型超宽环抱夹爪，夹紧更牢固；
- 8、伺服自动进退刀，超大进刀行程，程序任意控制，加工更精准；
- 9、主机自带升降系统，完美适应不同规格的管道在同一物流线上使用；
- 10、触屏操作，参数预设，一键自动运行，操作简单；
- 11、适用材质：碳钢，合金钢，不锈钢，低温钢，硬质塑料等。

- High speed pipe beveling machine
- Suitable for large quantities of pipe beveling process
- 4 tool level design, used for more processing conditions
- Operate in touch screen, one button to move automatically, operate easily.
- Can match pipe positioning system to achieve pipeline beveling process.
- Machine up/down design, perfectly adapted to different diameter in the same pipe conveyer
- Hydraulic clamping, double V clamping block, clamping at same time by hydraulic cylinder
- Clamping force: adjustable from 0.5 ton to 20 ton, suitable for pipe with different wall thickness
- 5 models are available in pipe OD:25.4-1220mm

技术参数 / Specification

型号 Model	加工范围 Range	切削壁厚 Thickness	最短管长 Mix.length	转速 Rotating	功率 Motor Power kw			
	OD mm	mm	mm		主轴 Cutting	夹紧 Clamping	进刀 Feeding	升降 Up/down
OCD-170	25.4-168	4-20	250	200	5.5	0.5	0.75	1.1
OCD-325	50-325	5-20	250	140	5.5	0.5	0.75	1.1
OCD-457	168-457	4-20	250	120	7.5	0.5	0.75	1.1
OCD-610	219-610	6-25	400	90	7.5	2.2	0.75	-
OCD-830	323-830	8-25	500	70	11	2.2	2.0	-
OCD-1220	508-1220	10-30	700	60	2.2	2.2	2.0	-

非标参数可按用户要求设计制造 Above parameters just for reference only, not acceptance criteria

电源要求: 380V,50-60Hz,3P
刀位数量: 4刀位
Power requirement: 380V,50-60Hz,3P
Tool post quantity: 4

升降行程: 300mm
坡口角度误差: ±0.5
Up/down travel: 300mm
Angle deviation: ±0.5

进刀行程: 150-500mm
坡口表面精度: ±0.01
Feeding travel: 150-500mm
Vertical deviation: ±0.5mm @300mm (OD)

进给速度: 0-1000rpm
垂直度: ±0.5/300mm(OD)
Feeding: 0-1000mm/min

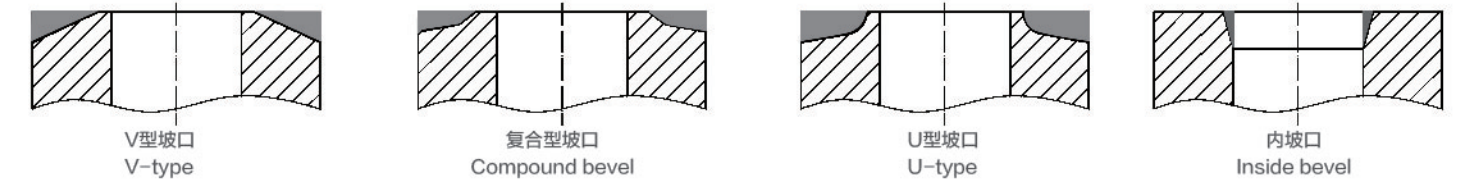
坡口效率 / Efficiency:

管径及壁厚 材质 Material	51*4.5MM	63*6MM	89*8MM	114*10MM	159*10MM
碳钢 Carbon steel	8S	9S	16S	20S	36S
不锈钢 Stainless steel	8S	9S	18S	22S	40S

注: 以OCD-170加工30度坡口为例; Example:OCD-170 machine,30degree beveling
为加工时间, 不含初次调整辅助时间; Above beveling time excluding initial time of install and adjust time.
5S夹紧、15S主轴启动进刀退刀、5S夹紧松开。 5s for clamping,15s feeding with no-load,5s for clamping and releasing



坡口类型 / Beveling Shape




坡口类型及坡口角度, 以及加工管道材质, 请订购前申明 Other beveling shape, angle and pipe material, please declare before order

加工刀具 / Tooling

为了满足加工现场的各种要求, 我们有丰富的刀具种类可供选择, 更可以按照客户需求订制不同角度, 不同尺寸的刀具。
Options of form type and insert type tools
Available for cutting all thickness and material of pipe and beveling at any required angle.

嵌入式刀具

刀柄材质: 40Cr 刀片材质: 硬质合金 Material: Tool holder:40Cr ; Insert: CSS or Carbide
种类: 平口刀, 坡口刀, 复合坡口刀, 内坡口刀 Kinds: Cut off, beveling, Double beveling, Compound beveling
Angle: 0° , 30° , 37.5° , double 30° /37.5° , 37.5° +10°



物流系统 / Option Pipe Conveyer

按需定制配套物流系统, 一切从满足用户需求出发。自动进给或手动进给可选, 辊架长度和尺寸大小按需定制。
Customizable size and option the automatic or manual feeding.
Optional pipe conveyer and automatic length setting systems, be formulated with highly efficient logistics system, and form pipe cutting and beveling prefabricated production line



管道进料输送系统 Front pipe conveyer



管道换向输送系统 Exchange system